

Week 1 of 5 , An Introduction to *He. We. They.*

This lesson was created by Jan Renfro for older preschool aged children and adapted for younger children at The Station Church in Bessemer, AL.

An Introduction to *He. We. They. The Life-Altering Formula of The Model Prayer*

by Dwayne Moore

<https://www.nextlevelworship.com/product/he-we-they/>

Before this lesson



1. Read through *He. We. They. The Life-Altering Formula of The Model Prayer* by Dwayne Moore. Make notes and think about how this book relates to you and to the children and families God has placed under your care.
2. Recall what prayer means to you and how you have used prayer/ taught prayer to your kiddos thus far.
3. Reflect on any scripture that is important to you about prayer.
4. Keep a journal and write down any questions, clarifications you might need, requests, or anything to do with prayer. Write your prayers out.

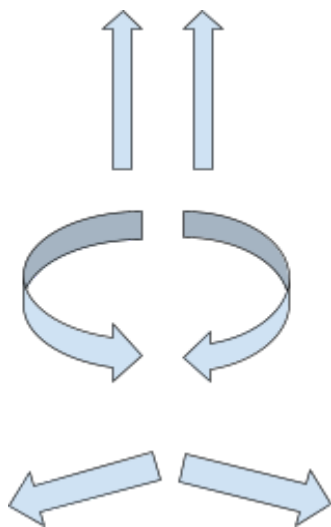
Materials needed for lesson plan

1. Bible with I Thes 5:17 marked
2. Paper
3. Crayons or other mediums for children to draw with (markers, water colors, colored pencils, etc)
4. Stations set up and ready
5. A bulletin board or poster on the wall that says "What is prayer?"
6. Parachute
7. 5 finger prayer poster printed and available for reference (see qr code in lesson) and/ or the Arrow Poster for He. We. They. prayer (see picture at end of lesson)
8. Musical Instruments
9. Smart Phone to access the song via QR code and portable bluetooth speaker linked to the phone that is used. (I googled "free color sheets I Thes 5:17)
10. Bible Verse sheet that you find/ create and print

8:30 am	Prayer time in The Station KidzWorship Room if you are able to join. Please be in the classroom by 8:35, 8:40 at the latest! What a privilege to serve with you today!
Welcome 8:45 am or 10:30 am	Welcome children as they come in and allow them to play with station choices. Station Choices: <ol style="list-style-type: none">1. Draw God a prayer (draw someone they can pray for)2. Blocks Station3. Home Living Station4. Other age appropriate stations that kids enjoy participating in As preschoolers arrive, greet them at the door and ask them, "Do you know what prayer is? Prayer is talking to God. We can do that anywhere ANY TIME! Invite them over to draw a picture of someone or something they could pray for. Ask them about their picture and simply pray with them and write it on their picture...

	like this, "Thank you for mommy and daddy. Amen. or Thank you Jesus for my pet goldfish. Amen." etc. Keep pictures handy to use during the first group/circle time.
Circle Time 9:00 am ONLY Snack is at 10:40 & then Preschool Worship with Mrs. Susan for the 2nd hour.	<p>Have children join you on the carpet in a circle and say, "Oh I'm so glad to see you. We have some exciting things to talk about.. We are going to talk about prayer. Use some of the children's prayer pictures to open up the discussion about PRAYER IS.... Keep it simple, short and sweet. Prayer is talking to God. You drew some prayers this morning. Let's look at those (share and read simple prayers).</p> <p>Have your Bible Marked & turn in the Bible to I Thes 5:17. Younger children love to help you open your Bible and find where they will be reading from. "It says pray continually. What? How? Where could you pray? When could you pray?"</p> <p>Ask the kids to think of some places they could pray. Role play like you are at the park playing and pray to praise God for the park and the fun He provides. Role play like you are at school learning your ABCs. Thank God for my teacher at school...or my teacher at church or my friends, neighbors, family, and groceries at the grocery store. Choose 1-3 or however many they can handle before getting off task.</p> <p>Finally, tell them one of your favorite things to do is play. Ask them, "Who likes to play? Did you know we can pray while we play with a parachute?" Get the parachute and make a circle. Tell them to hold on to the parachute and to be gentle and they hold it still until you tell them to lift it (while holding it) Before lifting it, say...Thank you God for our church and lift it up. Thank you God for pastor Randy and lift it up. Thank you God for our families and lift it up and then go around the circle calling each child by name as you say a prayer and lift the parachute. Thank you God for Emmie. Thank you God for Cannon, etc.</p>
9:10 am Or 10:40 am	<p>5 Finger Prayer- See Picture on Wall</p> <p>Show the kids and do it together</p> <p>We used this prayer for the intro to prayer week. You could always go ahead and do the motions to the prayer Dwayne Moore suggests in the book,,, He-We-They Prayer... Create a Simple ARROWS POSTER (arrow pointing up, arrows pointing back toward the center, arrows pointing away SEE SAMPLE)</p> <p>Point up toward heaven and pray a praise (God you are amazing! You gave us friends!)</p> <p>Bring both arms together like you are going to give yourself a hug and point to yourself(We thank you for giving us all the things we need and for taking care of us.)</p> <p>Take both arms and stretch out toward others, point outward. (We pray for each friend that is here today. Take care of them this week and help them share your love with others. If they see a need at home or at school or at the park or at the grocery store, give them the courage to meet it. Help them bring those around them to you. In your name we pray, Amen) You can pray your own prayer. This is a suggested prayer.</p>
9:15 am First Hour	Potty Time during the first hour: Please leave the door open if you are helping children with potty needs. Do not be in a bathroom as one adult and a child or children. Leave the door open. Thank you.

When needed 2nd hour	
9:30 am Or 11:00 am	<p>Move, Shake, and Praise (and Get some energy out!)</p> <p>Play and sing with the instrument tub and choose a song or two to play, praise God with and pray, thanking Him for prayer and the fact that we can talk to Him ANYTIME, ANYWHERE</p> <div style="display: flex; justify-content: space-around; align-items: center;"> <div style="text-align: center;">  <p>Song, " Lord, I Thank You"</p> </div> <div style="text-align: center;">  <p>5 Finger Prayer link</p> </div> </div>
9:40 am First Hour	<p>Color Sheet & Play</p> <p>Find, choose, create, a color sheet with a Bible Verse.</p>
9:50 am Or 11:20 am	<p>Clean up and be sure to check tags carefully.</p> <p>***Snack will be at the beginning of the next service at 10:30, we don't usually do snack until 10:40</p>



If you have questions about this lesson, feel free to reach out to me.
A text message on my cell is the best way to reach me
205-563-0041.

Please include your name, what church you are from and reference
He. We. They.

I also teach kindergarten full time, so my responses would most
likely come during the evening or on the weekends.

Thanks,
Jan Renfro

01.16.22

3-4-5 Year Olds/ Preschool Express




Suggested Schedule

"He" of *He, We, They* for young learners

Scripture Truth: Psalm 150 1-6

Did you know one of the names of God is Elohim? It means God. Mighty Creator. Judge. God is a mighty creator. Let's praise Him today for all the things He created. Can you name, draw, craft, sound like, act like anything God created???

8:30 am	Prayer time in Station Kidz Room if you would like to Join, then please be in 3,4,5 room by 8:35, 8:40 at the latest! What a privilege to serve with you today!
8:45 am or 10:30 am WELCOME and CRAFT	<p>Welcome children as they come in and allow them to play with station choices. Interact with them and ask them, "Do you know what prayer is? Prayer is talking to God. We can do that anywhere ANY TIME! Invite them to make a bird craft with the Bible Verse on it. If they don't want to make the craft, invite them over to draw a picture of someone or something they want to praise God for:</p> <ul style="list-style-type: none"> • Family or friends...I praise you Jesus because you made Mona my best friend. • Food, house or clothes...I praise you Jesus because you take care of me and give me <u>good food to eat</u>. Thank you Jesus for making apples. • Band-aids and boo-boos...I praise you Jesus because you took care of Buzz the other day when he got hurt. • Etc.
9:00 am ONLY 10:40 in 2nd Service with have SNACK & by 10:50 am Will go to preschool worship with Mrs. Susan	<p>Have kids join you on the carpet in a circle and say, "Oh I'm so glad to see you all today. We have some exciting things to talk about today. We are going to talk about prayer again. Last week, we talked about what prayer is and where we can pray. Today we are going to talk about praising God when we pray. Look at your bird crafts/ or pictures you drew today.</p> <ul style="list-style-type: none"> • Mitchell made a bird craft. What do you think these birds are doing? Did you know when birds tweet and sing, they can be praising God. Psalm 150:6 says.... (refer to craft or wall) • Alice drew an apple. She loves apples. God is such a good God and He made lots of fruit that is good for us and is yummy too. • Jose drew his house. Jose and his family live in their house. God takes care of us. He takes care of our needs. Do you know that everyone needs a place to live? • Buzz drew his boo boo. He also drew a bandaid on his knee after he got a boo boo. Buzz, who put that bandaid on your knee? (My mom.) Did you know God takes care of us through other people like our parents, grandparents, teachers, nurses....? He does. <p>Read Psalm 150: 1-6. You can repeat it, whisper it, shout it. Talk about the animals and what they might say... A bird says tweet. It has breath. It can praise the Lord. A lion says _____ (roar), it can praise the Lord. etc... (cow, monkey, sheep, elephant, tiger, chicken, dog, cat, a person...)</p>
9:10 am Or 10:40 am	5 Finger Prayer- See Picture on Wall Roll a prayer...roll a ball to a child and point to a finger and say a prayer together

	<p>Show the kids and do it together Repeat the activity this week really taking time to focus on praising God. Spend time praising God for” Thumb-those closest to you Pointer- those who give directions (teachers, doctors, nurses) Middle-our leaders (president, governor, mayor, church, school etc) Ring Finger-those in need of healing, who are sick or weak..when we are weak He is strong, Pinky Finger-Thank God for (me) you and point to the child and praise Him for taking care of (me) you.</p>
9:15 am First Hour and then	<p>Potty Time during first hour! Please leave door open if you are helping children with potty needs. Do not be in a bathroom as one adult and a child or children. Leave the door open. Thank you.</p>
9:30 am Or 11:00 am	<p>Move, Shake, and Praise (and Get some energy out!) Play and sing with the instrument tub and choose a song or two to play, praise God with and pray! You could pray something like this, “God you are a loving God and you love me! Thank you for loving me Jesus. We can pray anywhere and anytime. We can praise you when we sing and when we pray anywhere and anytime! In Your name we pray, Amen.</p> <div style="display: flex; justify-content: space-around; align-items: flex-start;"> <div style="text-align: center;">  <p>Song: “Praise Him!”</p> </div> <div style="text-align: center;">  <p>Song: “I Like to Jump”</p> </div> </div> <div style="text-align: center; margin-top: 20px;">  <p>5 Finger Prayer link</p> </div>

9:40 am First Hour	Color Sheet of Psalm 150 and be sure to read the verse. You can sing it. You can pray it. You can repeat it. Playtime, be sure to praise God for friends, our church, toys to play with and snacks to have.
9:50 am Or 11:20 am	Clean up and be sure to check tags carefully. ***Snack will be at the beginning of the next service at 10:30, we don't usually do snack until 10:40

Psalm 150, Praise the Lord

1

Hallelujah!

Praise God in His sanctuary.

Praise Him in His mighty heavens.

2

Praise Him for His powerful acts;

praise Him for His abundant greatness.

3

Praise Him with trumpet blast;

praise Him with harp and lyre.

4

Praise Him with tambourine and dance;

praise Him with flute and strings.

5

Praise Him with resounding cymbals;

praise Him with clashing cymbals.

6

Let everything that breathes praise the Lord.

Hallelujah!

LET






everything

(PSALM 150:6)

that has

BREATH

Praise
the
Lord



01.23.22

3-4-5 Year Olds/ Preschool Express

Suggested Schedule

"We" of *He, We, They* for young learners

Scripture Truth: Luke 10: 38-42 and Mathhew 6:9-13

Use the poster to help the children say the Lord's Prayer.

8:30 am	Prayer time in Station Kidz Room if you would like to Join, then please be in 3,4,5 room by 8:35, 8:40 at the latest! What a privilege to serve with you today!
8:45 am or 10:30 am WELCOME and PRAYER CARD	Welcome children as they come in and bring them to the table to complete their prayer card. Be sure to print their name legibly on the line and then give it to them. Remind them they need hair and eyes, nose, mouth and ears and clothes. Try to get children to draw but if they just won't then help them out. ONCE THEY ARE FINISHED, PLEASE PLACE THEM IN THE HALLWAY and I will grab during HUBS HOUR and make a copies for each child to take home. If a child comes during the 2nd hour, allow them to make one, but use the extra copies to send home in their bags. I will not be able to make copies during 2nd hour.
9:00 am Game, Song/ Chant 10:40 in 2nd Service with have SNACK & by 10:50 am Will go to preschool worship with Mrs. Susan	<p>Have kids join you on the carpet to play a memory type game with the Lord's prayer pieces. There are 2 pieces of each square. Turn them over upside down and have children make a match. If they make a match, leave it up so everyone can see but go to the next person so everyone can play. After the game, have kids sit in a circle and say, "Oh I'm so glad to see you all today. We have some exciting things to talk about today. We are going to talk about prayer again. Last week, we talked about praying to God and some of the names of God. Today we are going to talk about praying to God about the things we need and praying for our friends and what they might need.</p> <p>Did you know that Jesus had friends? He did. Let's sing a song/ chant about Jesus being our friend. When it is your turn I will hold up the mirror so you can see who Jesus' friend is. It is you. Each of you are a friend of Jesus!</p> <ul style="list-style-type: none"> • If my name is _____, Jesus is my friend, Jesus is my friend, Jesus is my friend. If my name is _____. Jesus is my friend. • If my name is _____, Jesus is my friend, Jesus is my friend, Jesus is my friend. If my name is _____, Jesus is my friend... • BE SURE TO DO EACH CLASSMATE AND TEACHER TOO.
9:10 am	<p>5 Finger Prayer- See Picture on Wall Spend time praising God for" Thumb-those closest to you Pointer- those who give directions (teachers, doctors, nurses) Middle-our leaders (president, governor, mayor, church, school etc) Ring Finger-those in need of healing, who are sick or weak..when we are weak He is strong, Pinky Finger-Thank God for (me) you and point to the child and praise Him for taking care of (me) you.</p>
9:15 am	Potty Time during first hour! Please leave door open if you are helping children with potty needs. Do not be in a bathroom as one adult and a child or children.

	Leave the door open. Thank you.
9:30 am	<p>Mary and Martha were friends of Jesus. They went to see Jesus one day. Let's look in Luke 10:38 - 42 and read about when they went to visit Jesus.</p> <ul style="list-style-type: none"> • How can you spend more time with Jesus, the Bread of Life, this week? When He provides our daily bread, He provides the things we need. We need to pray for our needs to be met. We also need to pray for our friends and for their needs to be met. We need to ask Him to help us focus on Him and not be so busy sometimes. • Close the Bible time in prayer and talk about how Jesus visited with his friends, Mary and Martha and what it means to go to follow Jesus (go to church, PRAY, read the Bible, and obey) I'm sure Mary and Martha were glad Jesus was their friend. Maybe they said, "Thank you Jesus for being our friend." Let's thank Jess too. Say together, "Thank you Jesus, for being our special friend, for loving us, and taking care of the things we need." Amen.
9:40 am First Hour	Clean and Relax and eat a small snack. Enjoy each other's company and talking about Jesus. THIS IS AN IMPORTANT PART OF THE LESSON as you are role playing the time Jesus spent with His friends. Enjoy a little snack as you talk about Jesus, how we follow Him and even what you might say to Him if you could see Him. Remind kids that even though we can't see Him, God's Word tells us in Matthew 18:20, (Where 2 or more are gathered in my name, I am there also.) Friends He is with us today. Let's praise Him for that!
9:50 am Or 11:20 am	<p>Clean up and be sure to check tags carefully. Bags are in the hallway with prayer cards, an art activity to take home and do, and a poster of The Lord's prayer.</p> <p>***OFFICIAL Snack will be at the beginning of the next service or as kids come in they can have a little snack.</p>

If you need something else to do, use the large pieces of white paper to draw things that you will pray for...Here are a few examples

My Aunt Vivian who is sick and not feeling well.

My dog who ran away.

The food we will eat this week.

My house to get fixed.

Our car to get fixed.


Pastor Randy as he preaches today.

Pastor Joel as he leads music today.

"They" of *He, We, They* for young learners

4 Friends bring their Friend to Jesus

8:30 am	Prayer time in Station Kidz Room if you would like to Join, then please be in 3,4,5 room by 8:35, 8:40 at the latest! What a privilege to serve with you today!
8:45 am or 10:30 am WELCOME and PRAYER CARD	<p>Welcome children as they come in and bring them to the table to complete a prayer card. Be sure to print their name legibly on the line and explain they will be drawing a picture to send home with someone else. This week they won't keep their picture, they will share their card with a friend so their friend can pray for them and they can pray for a friend. Teachers make one too.</p> <p>Remind them they need hair and eyes, nose, mouth and ears and clothes. Try to get children to draw but if they just won't then help them out. Once they are finished, you will add THEIR drawing to someone else's envelope.</p>
<p>9:00 am Game, Song/ Chant</p> <p>10:40 in 2nd Service with have SNACK & by 10:50 am Will go to preschool worship with Mrs. Susan</p>	<p>Have kids join you on the carpet to play a memory type game with the Lord's prayer pieces. There are 2 pieces of each square. Turn them over upside down and have children make a match. If they make a match, leave it up so everyone can see but go to the next person so everyone can play. After the game, have kids use the pictures to pray The Lord's Prayer.</p> <p>Next, have children sit in a circle and say, "Oh I'm so glad to see you all today. We have some exciting things to talk about. We are going to talk about prayer again. Last week, we talked about praying to God about the things we need. This week we are going to pray for THEY, or others (not ourselves). Say, "So today Jan, you will take home a card of a friend to pray for. You might pray for Jeff. You can ask God to be with Jeff as he goes to school this week and for God to be with him and take care of him." Lead the kids in a prayer for a child who is absent today to show them what you are talking about.</p> <p>Last week we talked about Jesus having friends. Do you remember his friends' names from last week? That's right, Mary and Marth. This week we are going to hear about some friends who took their friend to Jesus. They knew he needed Jesus to heal him. They knew Jesus could do it. Did you know Jesus did heal him- in more ways than one! Let's sing that same song/ chant about Jesus being our friend. When it is your turn I will hold up the mirror so you can see who Jesus' friend is. It is you. Each of you are a friend of Jesus and you can bring your friends to Jesus through prayer!</p> <ul style="list-style-type: none"> • If my name is _____, Jesus is my friend, Jesus is my friend, Jesus is my friend. If my name is _____. Jesus is my friend. • If my name is _____, Jesus is my friend, Jesus is my friend, Jesus is my friend. If my name is _____, Jesus is my friend... • BE SURE TO DO EACH CLASSMATE AND TEACHER TOO.
9:20 am	<p>He-We-They Prayer... ARROWS POSTER</p> <p>Point up toward heaven and pray a praise (God you are amazing! You gave us friends!)</p> <p>Bring both arms together like you are going to give yourself a hug and point to yourself(We thank you for giving us all the things we need and for taking care of us.)</p> <p>Take both arms and stretch out toward others, point outward. (We pray for each friend that is here today. Take care of them this week and help them share your love with others. If they see a need at home or at school or at the park or at the</p>

	grocery story, give them the courage to meet it. Help them bring those around them to you. In your name we pray, Amen) You can pray your own prayer. This is a suggested prayer.
9:23 am	Potty Time during first hour! Please leave door open if you are helping children with potty needs. Do not be in a bathroom as one adult and a child or children. Leave the door open. Thank you.
9:30 am Four Friends bring their friend to Jesus Luke 5:17-26 Or Mark 2:1-12	<p>There were 4 friends who had a friend who couldn't walk. He was paralyzed. They knew Jesus could help him. Let's turn in the Bible and read about it.</p> <ul style="list-style-type: none"> • When we truly care about others, like our friends, we will do all that we can to help them. Did you know you can pray for others. You can pray on their behalf to Jesus. • When friends have a need we are ready to help. These 4 friends had a friend with a need. He couldn't walk and they knew Jesus could help them, but there were so many people there to see Jesus they couldn't get close to the door, so guess what they did...go on and tell the story in your own words. I will list a website at the end that has a really good lesson recap. • Friends bring friends to Jesus! As we pray for our friends, they are on our hearts and minds and God may ask you to do something for your friend in addition to praying. He may ask you to make a card or send them a video or a text message. He may want you to share a special toy with them or even take them something they need. Pray with your family about how you can pray for your friends, help meet the needs of your friends, and even bring your friends to Jesus!
9:40 am	<p>Here is a song link you can sing. It's called, Ask, Seek, Knock and some easy motions for the chorus would be...</p> <p>When you ask (put your hands together like you are praying) He cares (point up to Him in heaven) When you seek (put your hands over your eyes like you are looking) He's there (point right beside you) When you knock, knock, knock..... (nod your fist in a knocking motion) God opens up the door (act like you are opening a door)</p> 
9:50 am Or 11:20 am	<p>Clean up and be sure to check tags carefully. Bags are in the hallway with prayer cards, an art activity to take home and do, and a poster of The Lord's prayer.</p> <p>***OFFICIAL Snack will be at the beginning of the next service hour</p>

Website link to assist in your story preparation:

<https://missionventureministries.wordpress.com/2012/05/28/friends-bringing-friends-to-jesus-luke-518-19/>

Suggested Schedule for 3,4,5s
Sunday, February 6, 2022

- 8:30 am Prayer in Station Kidz Room, join if you can
- 8:40 am Teacher(s) should be in the classroom greeting children and families
- 8:45 am Welcome Children and tell them about today's focus
"I'm so glad to see you today. We are going to have so much fun as we review what we have learned about prayer." Invite children in to play with blocks or other toys this morning. While greeting children and interacting with them, review what prayer is.
- 9:00 am Call kids to the carpet and review the HE, We, They prayer. Focus on HE. Read Psalm 150: 1-6. Talk about praying to God. Remind kids when we pray, we need to praise Jesus for who HE is and all HE has done. We can do that today with our favorite game with the parachute. Lay the parachute down and have children add a ball and say a praise, then have fun lifting and bouncing all the balls around in praise to Jesus!
- 9:15 am Potty Time! Be sure to leave the door open and NEVER be in a bathroom alone with the door closed or locked. Call for help if you need assistance.
- 9:30 am We have many needs. God will supply all of our needs. His Word tells us He will. When we talk to God we have a conversation. We can talk to Him and he can Talk to us. We can even sing to Him. Today we are going to sing a song to Jesus Telling Him something we like to do. Do you like to Jump? Let's sing this song to Jesus this morning and let's tell Him we love Him and sing about Him loving us!



Song, I like to Jump

- 9:40 am Oh, we get to say our 5 finger prayer. We can pray many different ways to God. He loves it when we come to Him in prayer. We should always praise Him. We should always tell him things that are important to us and tell Him things we Need. We should always pray for others. Now we are going to pray the 5 finger Prayer and color a sheet about the Five finger prayer. We are going to trace our


Hands, color each finger, pause and pray. When we get to our ring finger, we will Pray for others and what they need. Others need Jesus. Our friends need Jesus. We all need Jesus. "Lord, Jesus, help us to bring our friends to Jesus just like the Friends did last week. Help us to love you and love others so they will see their Need for you. Thank you Jesus, in Your name we pray, Amen."

Do the following chant, using a mirror to show the children as you say their name Did you know that Jesus had friends? He did. Let's sing a song/ chant about Jesus being our friend. When it is your turn I will hold up the mirror so you can see who Jesus' friend is. It is you. Each of you are a friend of Jesus!

- If my name is _____, Jesus is my friend, Jesus is my friend, Jesus is my friend. If my name is _____. Jesus is my friend.
- If my name is _____, Jesus is my friend, Jesus is my friend, Jesus is my friend. If my name is _____, Jesus is my friend...
- BE SURE TO DO EACH CLASSMATE AND TEACHER TOO.

10:00 am Everyone helps to clean up

EXTRA GAME...play the balls and parachute game with the kids at each section or in place of any activity, just make it applicable.




OUR FATHER
WHICH ART IN HEAVEN,
HALLOWED BE THY NAME.



THY KINGDOM COME,
THY WILL BE DONE
IN EARTH, AS IT IS IN HEAVEN.




GIVE US THIS DAY OUR
DAILY BREAD.



AND **FORGIVE US**
OUR DEBTS, AS WE FORGIVE
OUR DEBTORS.

AND
LEAD US
NOT INTO
TEMPTATION,
BUT **DELIVER US**
FROM EVIL.



FOR THINE IS
THE KINGDOM,
AND THE POWER, AND
THE **GLORY, FOR EVER. AMEN**

YOU ARE
LOVED
BEYOND
MEASURE

EPHESIANS 3 : 19